

A blurred photograph of a diverse group of people walking through a modern building lobby with large glass windows. The image is used as a background for the event poster.

ACCJC

Outcomes | Innovation | Improvement

PARTNERS *in* EXCELLENCE

Fostering Outcomes, Improvements,
and Innovations in Equitable Student Success

May 9-10, 2024 | Hyatt Regency Orange County in Garden Grove, CA



PARTNERS
in EXCELLENCE

Washington Update

Jonathan Fansmith

Senior Vice President of Government Relations and National
American Council on Education

Washington Update

ACJCC Conference

Jon Fansmith

Senior Vice President for Government Relations and National
Engagement

May 9, 2024

ACE[®] American
Council on
Education[®]

Agenda

The Landscape

Key Issues

- Congress
- The Executive Branch

Questions?

The Landscape

Elections dominate the agenda

- Presidential cycle
- Narrow margins
- Factions, not parties

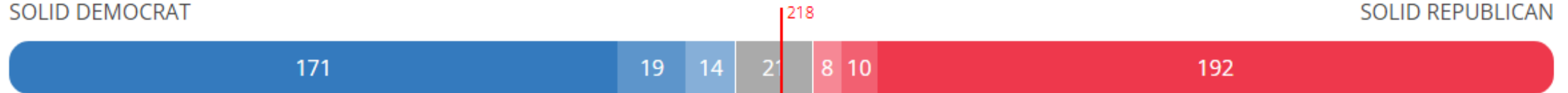


The Landscape – No More Middle

RATINGS SUMMARY

SOLID DEMOCRAT

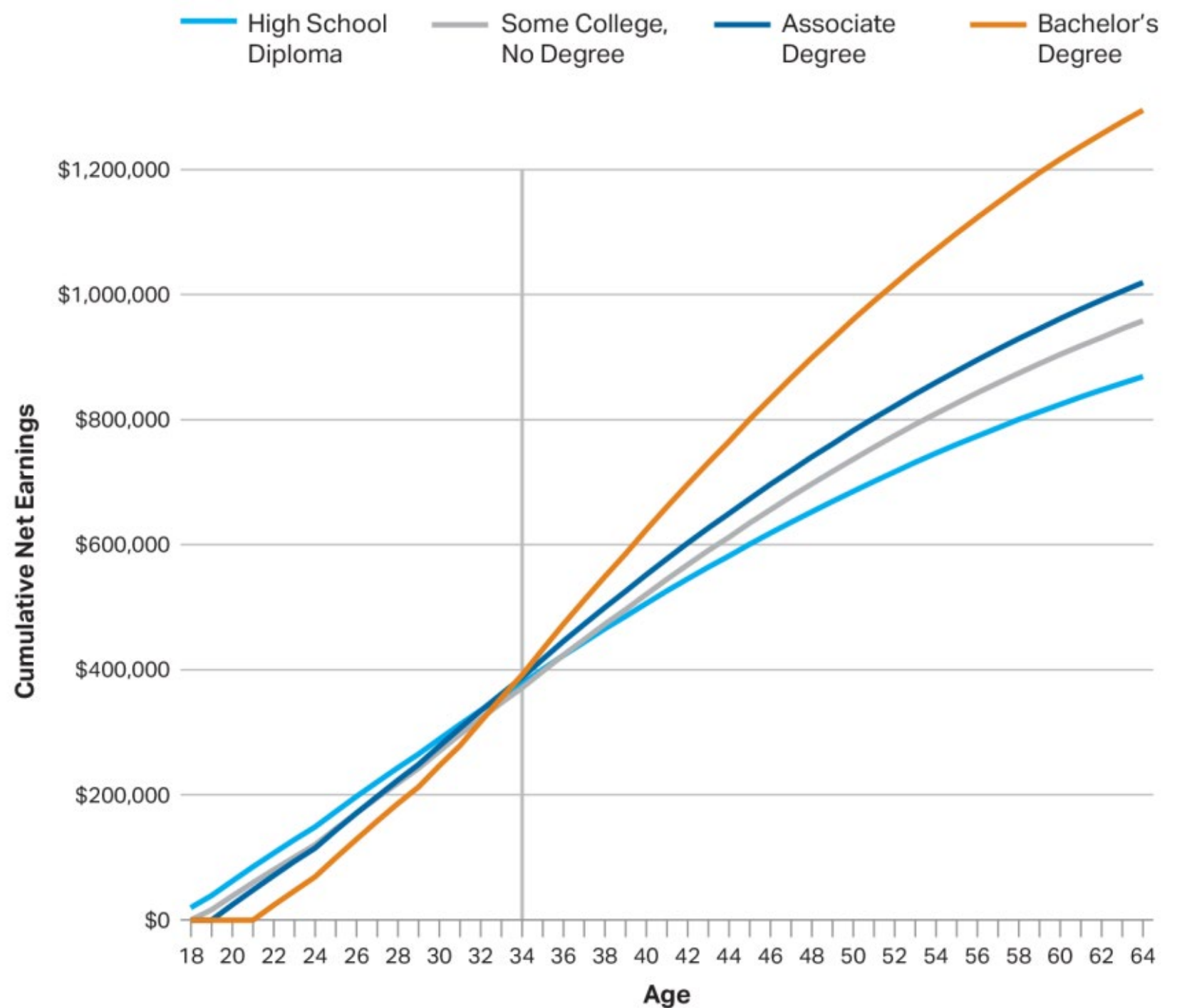
SOLID REPUBLICAN



- **Solid:** These races are not considered competitive and are not likely to become closely contested.
- **Likely:** These races are not considered competitive at this point but have the potential to become engaged.
- **Lean:** These races are considered competitive races, but one party has an advantage.
- **Toss Up:** These races are the most competitive; either party has a good chance of winning.

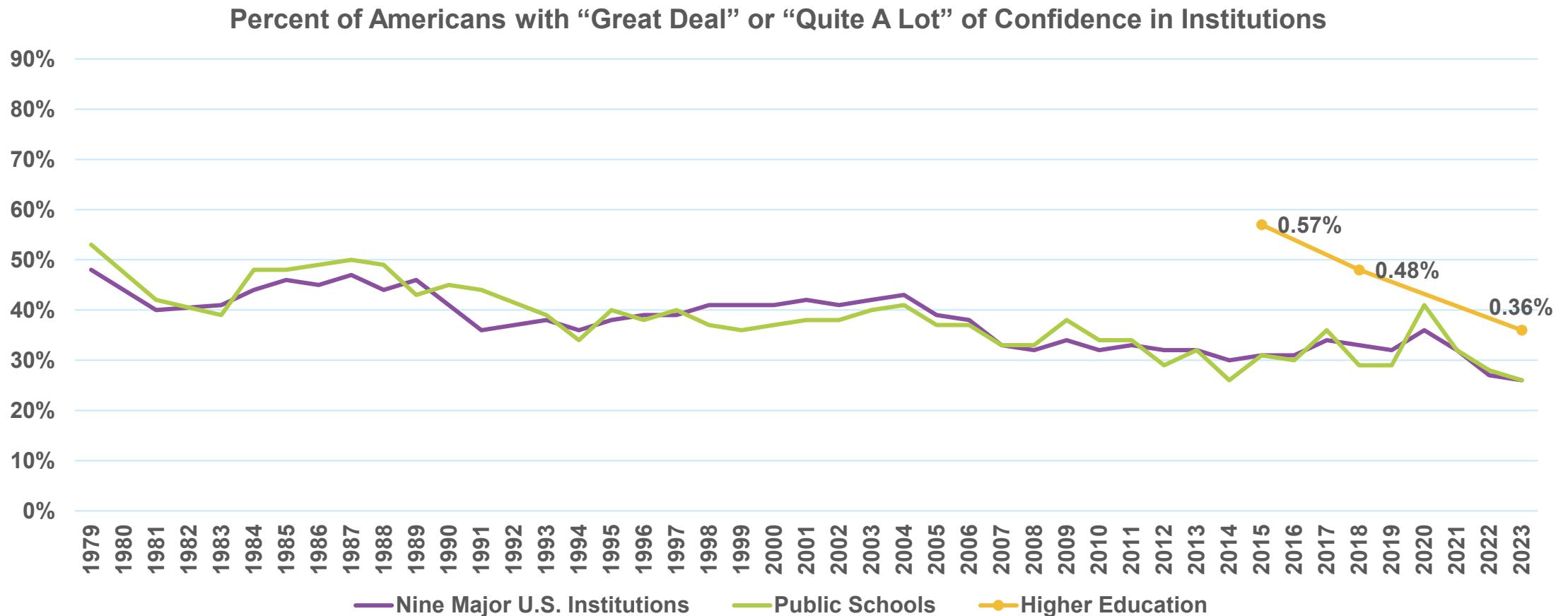
Views of Higher Ed

Adjusted Lifetime Earnings

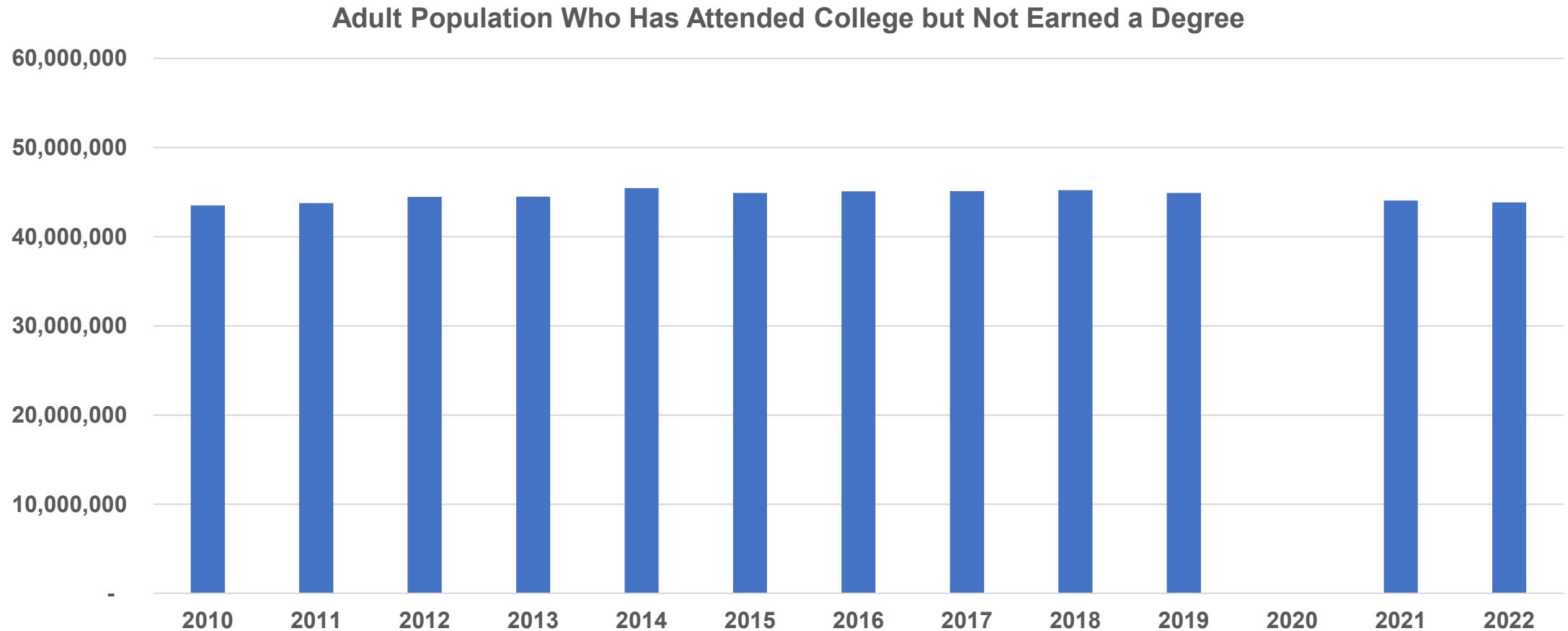


Source: College Board, Education Pays 2023, accessed at <https://research.collegeboard.org/media/pdf/education-pays-2023-presentation.pdf>

Confidence in Higher Education

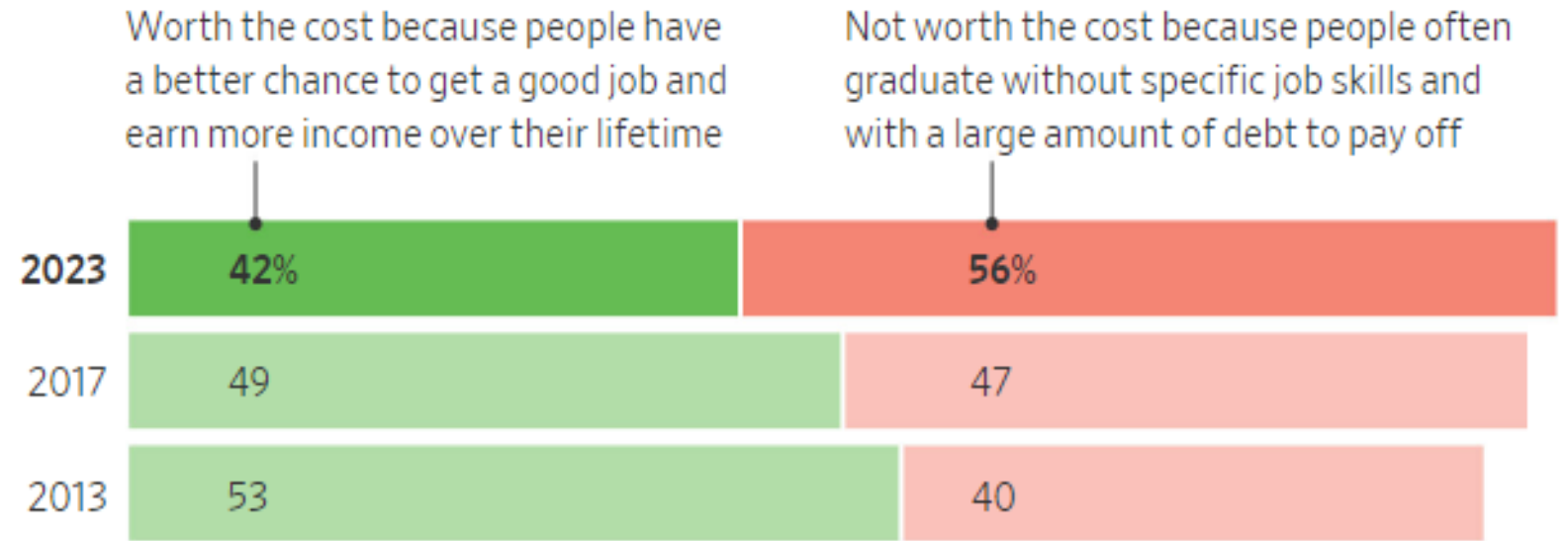


Over 43 Million Non-Completers



Americans Losing Faith

When it comes to getting a four-year college degree, which of the following statements comes closer to your point of view? A four-year college education is...



Note: 'Don't know'/skipped/refused responses not shown. Numbers that don't add up to 100 are due to rounding.

Source: WSJ/NORC poll of 1,019 adults, conducted March 1-13, 2023; margin of error +/- 4.1 pct. pts. 2017 data from WSJ/NBC survey of telephone poll of 1,200 adults conducted Aug. 5-7; margin of error +/- 2.8 pct. pts. 2013 data from CNBC AAES survey of June 2013.

Partisanship and Education

Higher Ed in the Spotlight

High profile national issues:

- Race in admissions
- Loan forgiveness
- Campus unrest



Partisan Affiliation by Educational Attainment

Sizable education gap in voting preferences persisted in 2022 midterms

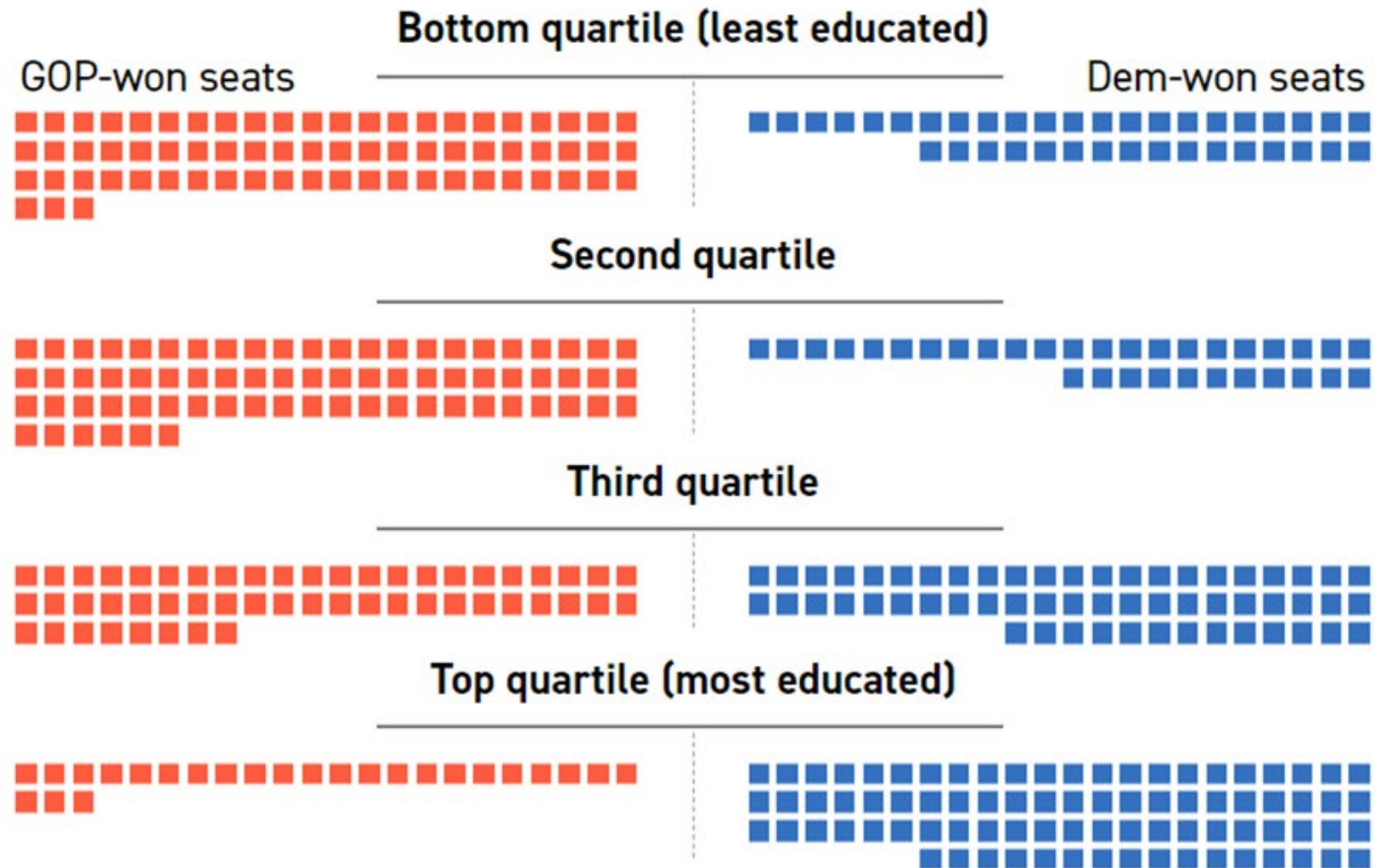
% of validated voters who reported voting for each candidate

	2018			2020			2022		
	SHARE VOTING ... Dem	Rep	VOTE MARGINS (DEM-REP)	SHARE VOTING ... Dem	Rep	VOTE MARGINS (DEM-REP)	SHARE VOTING ... Dem	Rep	VOTE MARGINS (DEM-REP)
Total	53	44	+9	51	47	+4	48	51	-3
Postgraduate	68	30	+38	67	32	+35	61	37	+24
College graduate	58	41	+17	56	42	+14	51	48	+3
Some college	48	49	-1	49	50	-1	44	54	-10
HS or less	47	51	-4	41	56	-15	39	59	-20
College grad+	62	36	+26	61	37	+24	56	43	+13
No college degree	47	50	-3	45	53	-8	42	57	-15
White, college grad+	58	40	+18	57	42	+15	52	47	+5
White, no college degree	36	61	-25	33	65	-32	32	66	-34
Black, college grad+	90	7	+83	92	8	+84	92	6	+86
Black, no college degree	93	5	+88	92	7	+85	94	5	+89
Hispanic, college grad+	74	21	+53	69	29	+40	63	35	+28
Hispanic, no college degree	71	27	+44	58	39	+19	59	40	+19

Notes: Based on 7,585 (2018), 9,668 (2020) and 7,461 (2022) validated general election voters. Turnout was verified using official state election records. Vote choice for all years is from a post-election survey with additional data from panelist profile surveys. White and Black adults include only those who are not Hispanic; Hispanic adults are of any race. Data for 2020 has been revised since 2021 report. Refer to Methodology for more detail.

Source: Surveys of U.S. adults conducted Nov. 7-16, 2018, Nov. 12-17, 2020, and Nov. 16-27, 2022.

Congressional Districts and Voters Self-Segregating



Education levels are quartiles of percent of adults per district who possess a bachelors degree or higher.

Bottom quartile: 0-23.9%

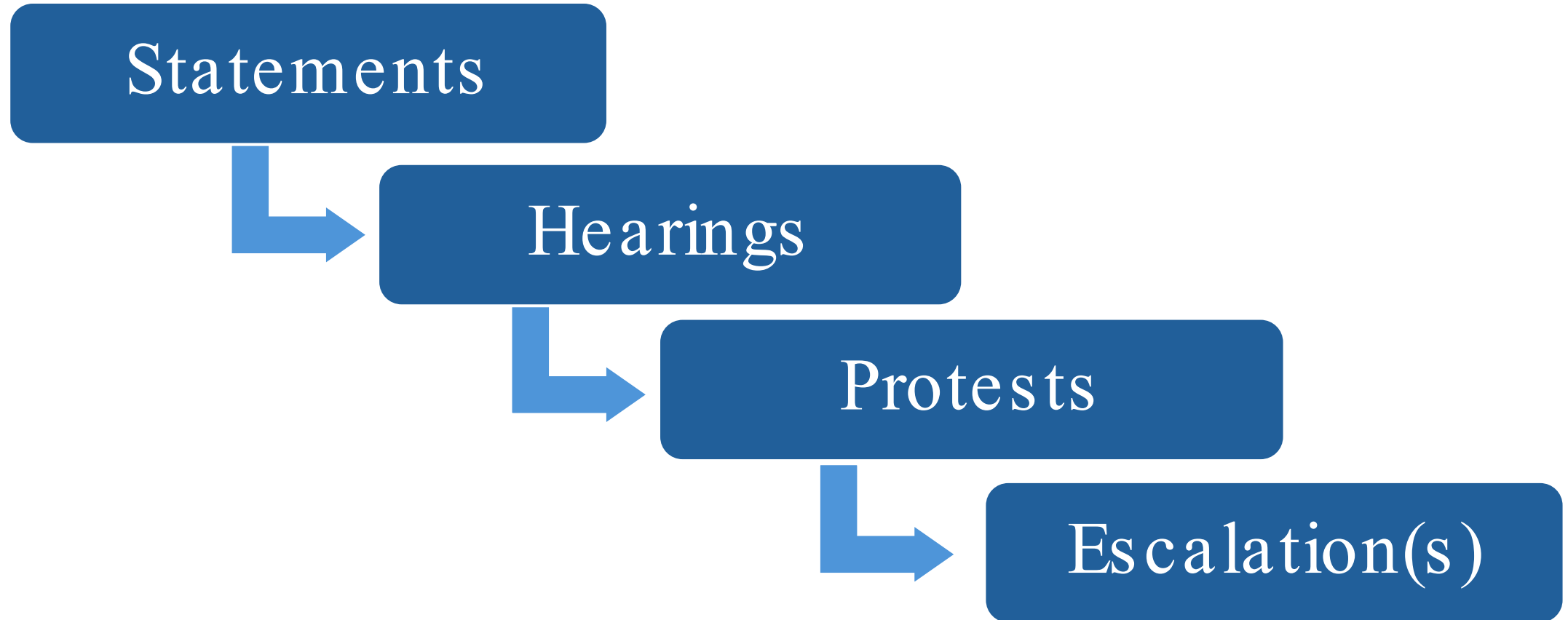
Third quartile: 29.6-37.6%

Second quartile: 24-29.6%

Top quartile: 37.6-100%

Congress

Anti-Semitism and Campus Protests





Political Response

Congress

- Hearings...and hearings...and hearings
- “Whole House” approach
- Ongoing investigations
- Not much legislatively (yet)

Administration

- Investigations
- Guidance
- Expanded resources
- Multi-agency effort

Higher Education Act Reauthorization



Standstill in Senate

Changes in leadership

Big vs. small

Different dynamics



Very Active House

Piecemeal approach

Contrasting visions

Advancing ideas

College Cost Reduction Act (H.R. 6951)



Loan Changes



Accreditation



Risk Sharing

Bipartisan Workforce Pell Act (H.R.6585)

Bipartisan
policy

Fast
tracked

Scoring
points

Stiff
opposition

The Administration

Administrative “Crush”

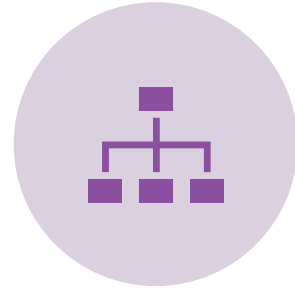
- FAFSA (ongoing)
- DoL Overtime Rule (July 1)
- GE/FVT (Oct. 1)
- Title IX (Aug. 1)
- DoJ ADA (soon)
- Neg-reg (soon'ish)
- TPS (?)



Better FAFSA Implementation



Chaos on
campuses



Under-resourced
and over-tasked



Growing enrollment
problem



Ultimately
beneficial

Recent Regulatory Action




Title IX

Positive changes

Rapid reversal

Little time



DoL Overtime

Massive impact

Headed to court

Little time

Program Integrity and Institutional Quality Rulemaking



Accreditation



**State
Authorization**



**Distance
Education**



**Return to
Title IV**



**Cash
Management**

Questions?